
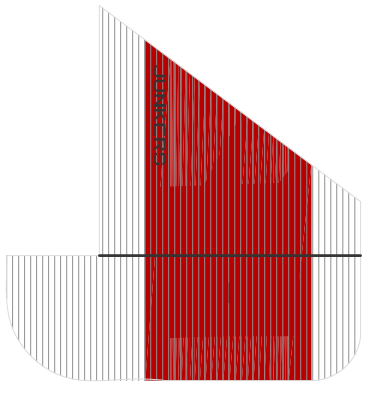



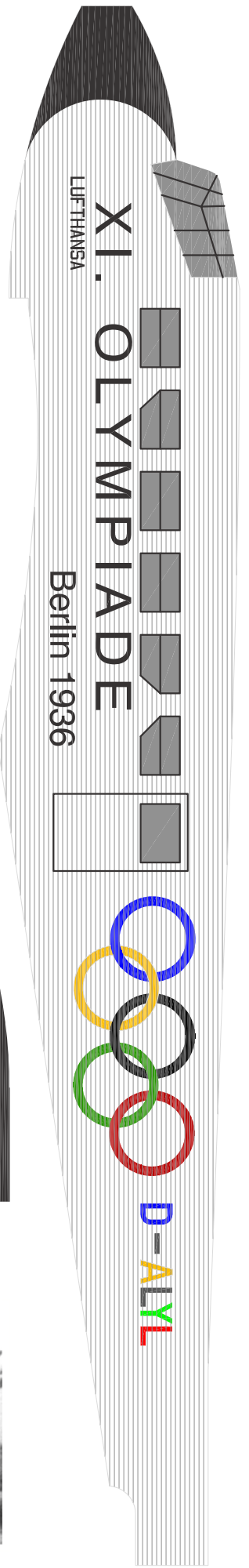


M 1:1 80 mm

PRINTING: attach the covering paper onto a normal paper using a small amount of 3M spray, set your printer - best quality, decreased ink level. The print scale must be set on 100% (in PDF usually "no scale")

COVERING: coat your covering tissue on a plastic foil (ink print = nitro coat; laser print = acrylic coat). For covering you can use a white glue-stick; cover the middle part of the wing at first





M 1:1 80 mm

